



HKQAA CSR Index Series and Sustainability Rating & Research 2017 Summary Report

May 2018



TABLE OF CONTENTS	PAGE
ABOUT HONG KONG QUALITY ASSURANCE AGENCY (HKQAA)	3
ABOUT HKQAA CSR INDEX AND SUSTAINABILITY RATING & RESEARCH	4
ABOUT THIS REPORT.....	6
DISTRIBUTION OF THE ORGANIZATIONS BY INDUSTRIAL SECTOR.....	7
HKQAA CSR Advocate Index	7
HKQAA CSR Index Plus and HKQAA SRR	8
PARTICIPATING ORGANIZATIONS OF HKQAA CSR ADVOCATE INDEX	9
PARTICIPATING ORGANIZATIONS OF HKQAA CSR INDEX PLUS.....	13
OVERALL PERFORMANCE IN 2017	17
HKQAA CSR Advocate Index	17
HKQAA CSR Index Plus and HKQAA SRR	19
SECTOR-LEVEL PERFORMANCE IN 2017	21
HKQAA CSR Advocate Index	21
HKQAA CSR Index Plus and HKQAA SRR	22
SUBJECT PERFORMANCE IN 2017	23
HKQAA CSR Advocate Index	23
HKQAA CSR Index Plus and HKQAA SRR	23
CONCLUSION AND WAY FORWARD	32
APPENDIX A: HKQAA SUSTAINABILITY RATING AND RESEARCH ANNUAL REVIEW 2017.....	33

About Hong Kong Quality Assurance Agency (HKQAA)

Since its establishment by the Hong Kong Government Industry Department in 1989, Hong Kong Quality Assurance Agency (HKQAA) has been committed to providing professional conformity services to private and public organizations. Through knowledge sharing and technology transfer, we help enterprises enhance management performance and competitiveness so as to benefit the community as a whole.

Since 1989, HKQAA has become one of the leading and most trusted Conformity Assessment Bodies (CABs) in the Asia Pacific region. With over 5,000 certificates spanning various industries, HKQAA is serving organizations in Hong Kong, mainland China and other Asian countries. The headquarters of the HKQAA is located in Hong Kong. It also has offices in Macau, Guangzhou and Shanghai, as well as a representative in Xian.

At present, HKQAA holds many accreditations for auditing Quality, Environmental, Occupational Health & Safety, Sustainability and Information Security management systems, including accreditations under UNFCCC (United Nations), UKAS (UK), HKAS (Hong Kong) and CNAS (China). For ethical auditing, we are accredited by SAAS for SA8000.

With the growing concerns of various stakeholders on the environment, workforce and the community at large, HKQAA introduced the ISO 14001 Environmental Standard and OHSAS 18001 Occupational Health and Safety Standard in the 90's and, in the last decade, many other new sustainability initiatives including the Global Reporting Initiative (GRI), SA 8000 Social Accountability Standard, ISO 14064 Standard for carbon emissions verification, the ISO 26000 based HKQAA-HSBC CSR Index (now evolved and re-named as HKQAA CSR Advocate Index and HKQAA CSR Index Plus) and the Clean Development Mechanism (CDM) to aid the business community in Hong Kong and China to address the need for sustainability of the society locally and globally.

In addition to international management tools, we also launched in recent years many other local initiatives to cater for the specific needs of the local community such as the HKQAA Sustainable Building Index (SBI), the HKQAA-HKJC Carbon Disclosure e-Platform (CDeP) and the Barrier Free Accessibility (BFA) Management System Certification. In the time to come, we will continue offering many more other management tools to assist organizations to achieve a balanced development in business results and social responsibility.

About HKQAA CSR Index and Sustainability Rating & Research

HKQAA launched in 2008 the HKQAA CSR Index (formerly HKQAA-HSBC CSR Index) to provide quantitative metrics for measuring the maturity of an organization's social responsibility practices. **HKQAA CSR Advocate Index**, an annual voluntary benchmarking scheme, was derived in the first place. It aims to promote the application of the ISO 26000:2010 Guidance on social responsibility and help the participating organizations determine their CSR system maturity.

The guidance of ISO 26000 is comprised of CSR practices under seven core subjects, namely Organizational Governance (OG), Human Rights (HR), Labour Practices (LP), The Environment (Env), Fair Operating Practices (FOP), Consumer Issues (CI), and Community Involvement and Development (CID). There are five scoring categories to represent the level of maturity of respective CSR practices as follows: 1 – Starting Phase; 2 – Forming Phase; 3 – Implementing Phase; 4 – Confirming Phase; and 5 – Improving Phase.

As the Index entered its ninth year in 2017 and HKQAA started providing **Sustainability Rating and Research (SRR)** services to Hang Seng Indexes Company Limited (Hang Seng Indexes) since 2014, an advanced version of HKQAA CSR Advocate Index, HKQAA CSR Index Plus scheme, was launched in the HKQAA CSR Index series to provide a more comprehensive approach to assess the management of social responsibility issues¹. With reference to several international standards, including the GRI G4 Sustainability Reporting Guidelines in addition to ISO 26000, SRR and CSR Index Plus enable a multi-angle approach to measure the organizations' sustainability performance by assessing also accountability, country and industry risks and media exposure.

During an HKQAA CSR Index assessment, the HKQAA professional conducts on-site verification to interview the representatives of the participating organization about the system setting, validate the factual evidence of implementation practices and confirm the scores for the respective forty CSR practices based on the defined scoring criteria. The detailed scoring criteria of the CSR practices have been defined in the HKQAA CSR Advocate Index and HKQAA CSR Index Plus Scoring Handbooks.

For HKQAA SRR, substantial information was obtained from over 700 annual reports about

¹ HKQAA CSR Index Plus is based on the same proprietary sustainability performance assessment methodology as HKQAA SRR. Participants of CSR Index Plus scheme can therefore benchmark against more than 700 listed companies in HKSAR and PRC which were assessed in HKQAA SRR on sustainability performance.

companies' regulatory compliance and financial performance including revenues and segmental data. HKQAA's Assessment Team examined 620 sustainability/ CSR reports (including stand-alone and integrated reports) and made reference to over 664 company public domain websites as well as local and international media reports, so as to assess their sustainability performance as a whole. All the eligible companies were provided an opportunity to offer feedback and supporting documents to HKQAA in the form of a questionnaire to supplement the publicly available information gathered from company reports and webpages. The responses to the questionnaires offered very useful insight to the current management approaches to the sustainability opportunities and risks within these companies. Further information on HKQAA SRR Methodology and Process are available on our dedicated platform: <https://srr.hkqaa.org>.

About this Report

In order to drive continuous improvement with regard to CSR and sustainability issues, the assessment results for **HKQAA CSR Advocate Index**, **HKQAA CSR Index Plus** and **HKQAA Sustainability Rating and Research** are enumerated in this report. With the aim to achieve the benchmarking purpose of the HKQAA CSR Index Plus scheme and HKQAA SRR, the performance analysis of the two, involving a total of 710 companies, are integrated in this report. To increase the comparability of the participating organizations of HKQAA CSR Index and the eligible listed companies assessed in HKQAA SRR on sector level, all the organizations are classified using the Hang Seng Industry Classification System (“HSICS”)², namely *Energy, Materials, Industrials, Consumer Goods, Consumer Services, Telecommunications, Utilities, Financials, Properties and Construction, Information Technology, Conglomerates*, with inclusion of *Government Department*.

The annual review of HKQAA SRR 2017 is also provided at *Appendix A: HKQAA Sustainability Rating and Research Annual Review 2017* for supplementary information.

² For details of the Hang Seng Industry Classification System (“HSICS”), please refer to <http://www.hsi.com.hk/HSI-Net/HSI-Net>.

Distribution of the Organizations by Industrial Sector

In 2017, a total of 39 organizations showed their commitment of social responsibilities by participating in HKQAA CSR Index series (19 took part in HKQAA CSR Advocate Index and 20 took part in HKQAA CSR Index Plus). As compared to last year, the total number of participants of CSR Index series has shown an increase of 15%. The list of participating organizations covers a whole range of government department, as well as listed and non-listed sustainability-driven corporations. Among all the participants, 9 of them (2 from CSR Advocate Index and 7 from CSR Index Plus) are newly joined the schemes.

In HKQAA SRR 2017, the sustainability performance of 700 eligible listed companies was reviewed for inclusion in the Hang Seng Corporate Sustainability Index series – 473 Hong Kong companies (including dual-listed companies, classified as Hong Kong stocks) and 227 China Share companies.

HKQAA CSR Advocate Index

As shown in the chart below for distribution of CSR Advocate Index participants, 6 companies are derived from Properties and Construction sector; 4 of them are from Industrials sector; 4 of them are from Consumer Goods sector; 3 of them are from Consumer Services sector and 2 of them are Government Department.

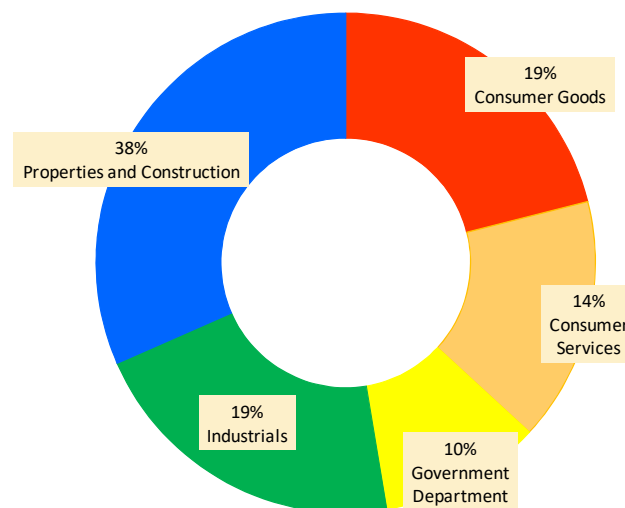


Chart 1 – Distribution of CSR Advocate Index Participants by Industrial Sector

HKQAA CSR Index Plus and HKQAA SRR

With reference to Chart 2 below, more than 80% of the HKQAA CSR Index Plus participants and assessed listed companies in HKQAA SRR are derived from 6 sectors, including Consumer Goods (156), Properties and Construction (121), Financials (90), Industrials (86), Consumer Services (69) and Information Technology (61).

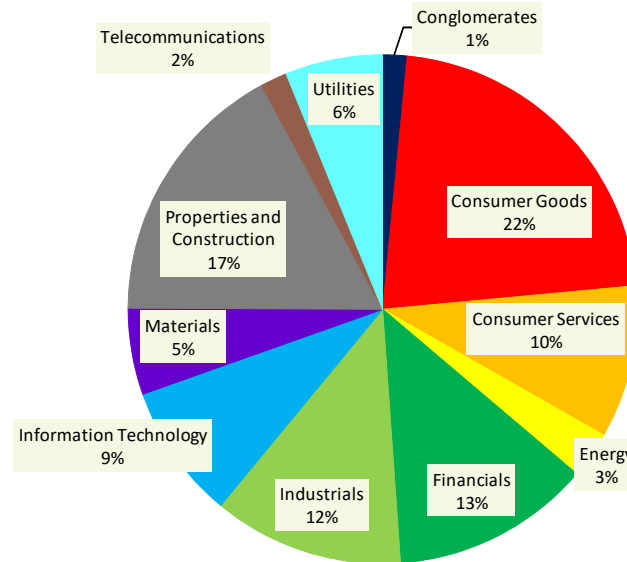


Chart 2 – Distribution of CSR Index Plus Participants and Assessed Companies in SRR by Industrial Sector

There were a total of 739 companies involved in HKQAA CSR Index series and Sustainability Rating Research in 2017 (including 19 HKQAA CSR Advocate Index participants, 20 HKQAA CSR Index Plus participants and 700 assessed listed companies in HKQAA SRR).

Sector Abbreviation as below:

CG Consumer Goods	CGM Conglomerates	CS Consumer Services	ENE Energy
FIN Financials	IND Industrials	IT Information Technology	MAT Materials
P&C Properties and Construction	TEL Telecommunications	UTI Utilities	

Participating Organizations of HKQAA CSR Advocate Index



A.S Watson Industries



ATAL Engineering Group



Chun Lee Engineering Company
Limited



Comerife International Limited



Driltech Ground Engineering
Limited



FrieslandCampina (Hong Kong)
Limited



GP Batteries International Limited




Hanison Construction Holdings
Limited




Hip Hing Engineering Company
Limited



Hong Kong Trade Development
Council




Housing Department
(Development and Construction
Division)




Housing Department
(Estate Management Division)



Jumbo Orient Contracting Limited



Shinryo (Hong Kong) Limited



Shinryo Technical Services
Limited



Shui On Building Contractors
Limited



Shun Yuen Construction Company
Limited



Synergis Management Services
Limited



Tong Kee Engineering Limited

Participating Organizations of HKQAA CSR Index Plus



Café de Coral Holdings Limited



China Everbright International
Limited



CLP Holdings Limited



Fuji Xerox (Hong Kong) Limited



Hong Kong Broadband
Network Limited



Hong Kong Exchanges and
Clearing Limited



Kai Shing Management
Services Limited International
Commerce Centre Management
Services Office (ICC)



Kerry Properties Limited



Leo Paper Group (Hong Kong)
Limited



Megastrength Security Service
Co., Ltd.



New World Development
Company Limited



NWS Holdings Limited



Sa Sa International Holdings
Limited



Shenzhou International Group
Holdings Limited



Shun Tak Holdings Limited



新鴻基地產
Sun Hung Kai Properties

Sun Hung Kai Properties
Limited



太古地產
SWIRE PROPERTIES

Swire Properties Limited



WHARF
Established 1886

The Wharf (Holdings) Limited



WELL BORN 物業管理有限公司
Real Estate Management Limited
恒基兆業地產集團成員公司 A Member of Henderson Land Group

Well Born Real Estate
Management Limited

Overall Performance in 2017

HKQAA CSR Advocate Index

In summary, the average score of HKQAA CSR Advocate Index was 4.75 out of 5 in 2017 and recorded an estimate of 1% increase as compared to year 2016 and 5.6% increase compared to the initial year 2009. The trend demonstrated organizations' continuous endeavours to encourage a positive impact on the environment and stakeholders including employees, consumers, investors and communities. The performance is satisfactory and becoming stable. The implementation of CSR within various participating organizations goes beyond law compliance and engages in activities that are beyond the interests of the organizations.



Chart 3 – Average Scores of the 7 CSR core subjects in 2017 for HKQAA CSR Advocate Index

Labour Practices remained the highest-scoring subject this year and over the previous years. This consistently improving trend showed organizations' commitments to fulfilling the changing needs of employees and boosting their employability. Community involvement and development scores the lowest among all the core areas.

According to Chart 4, the Environment shows the largest improvement among all the core subjects. Companies realize the importance of protecting environment and formulating policy and plan to build a sustainable society. Labour Practices almost reaches full score as companies address to employees' concerns in the working environment, rights and benefits. Performance in Consumer Issues has improved resulting from more efforts and resources allocated to cyber security, personal data protection and eliminate unfair marketing practices.

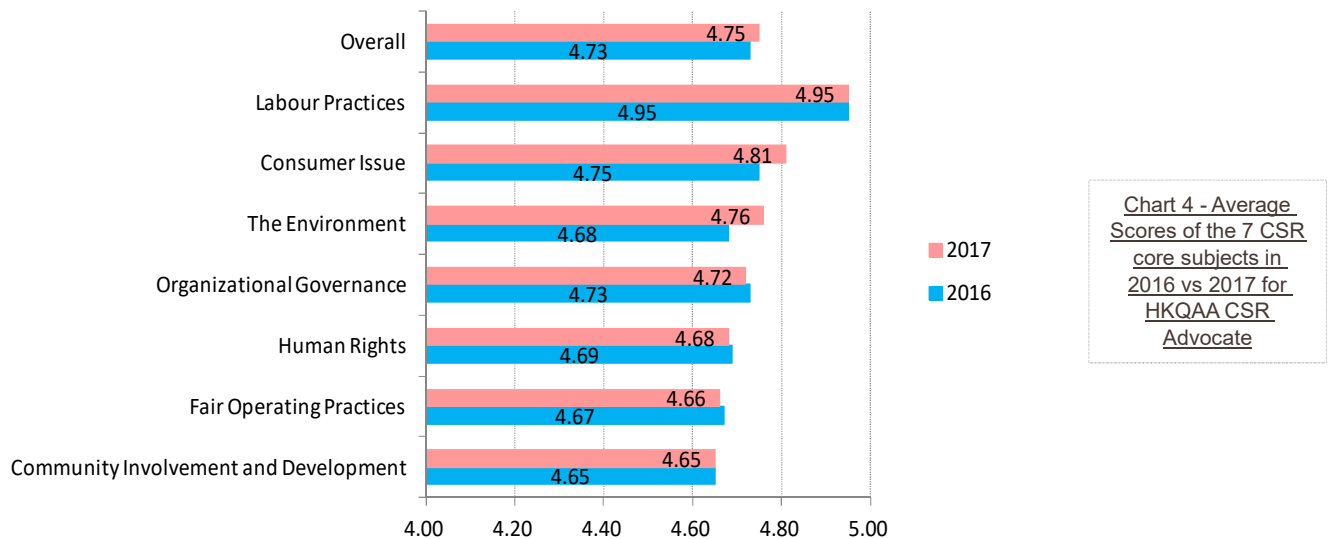
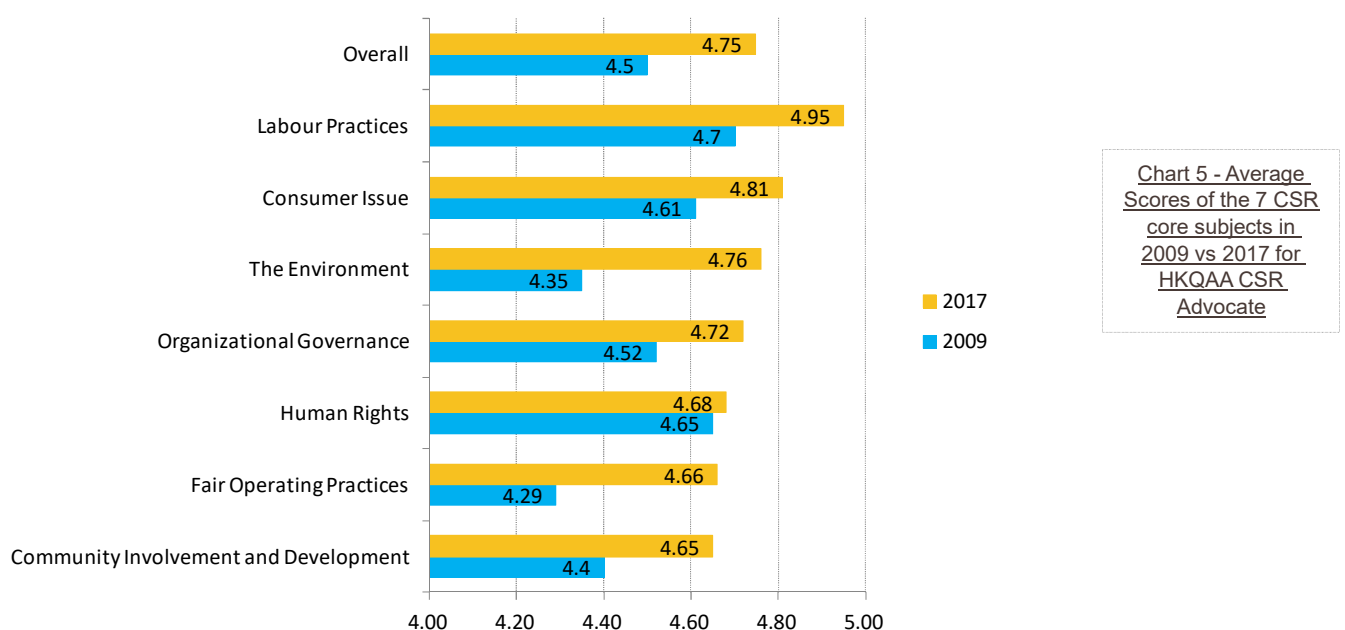


Chart 5 shows the comparison between 2009 and 2017. The Environment and Fair Operating Practices are the areas which have the biggest growth in the last 6 years. It is an encouraging outcome as more and more participants are aware of CSR. Participants are spending more efforts in enhancing fair operating practices, it reflects the public and investors keep demanding the company to be operated in a fair and open way.



HKQAA CSR Index Plus and HKQAA SRR

In 2017, the average score of HKQAA CSR Index Plus and HKQAA SRR was 49.94 out of 100, representing an increase of 8.1% as compared to last year. In the 700 assessed companies in SRR, almost 90% of the companies have issued stand-alone sustainability report or integrated their sustainability performance in their annual report. This number has increased significantly compared to 2016 which only has 50% of assessed companies release sustainability report or information disclosure. The improved quality of sustainability information disclosed by the companies leads to an increase in overall average scores.

As accountability, media exposures, country and industry risks are taken into account in this assessment model, the performance variations across and within industries, as well as between Hong Kong and China markets have been significant. Similar to last year, stronger overall performance in Labour Practices, Human Rights and Organizational Governance were observed due to the increasing number of regulations on employment protection and the sets of compliance controls adopted especially for the listed companies assessed in HKQAA SRR. In general, a greater effort should be made in three areas, namely Fair Operating Practices, The Environment and Community Involvement and Development.

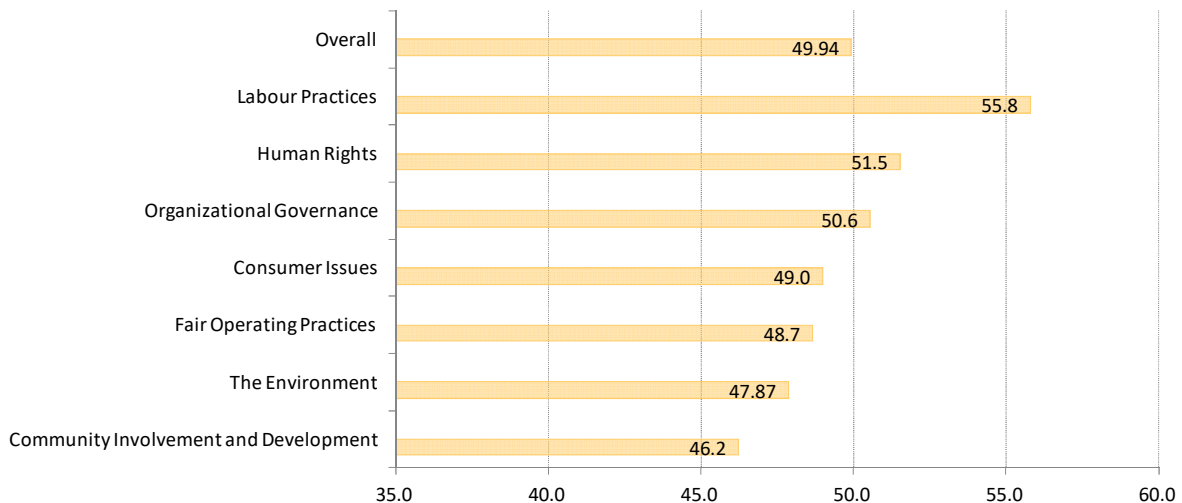


Chart 6 – Average Scores of the 7 CSR core subjects in 2017
for HKQAA CSR Index Plus and HKQAA SRR

As illustrated in the table below, improvements have been observed in all core subjects between year 2016 and 2017. The performance for the Environment and Community Involvement and Development has double digits growth.

	Average Score in 2016	Average Score in 2017	Trend and % change
Organizational Governance	49.2	50.55	↑ 2.74%
Human Rights	51.0	51.53	↑ 1.04%
Labour Practices	54.2	55.79	↑ 2.97%
The Environment	36.3	47.87	↑ 31.84%
Fair Operating Practices	47.6	48.66	↑ 2.23%
Consumer Issues	48.2	48.99	↑ 1.62%
Community Involvement and Development	37.1	46.23	↑ 24.68%
Overall	46.2	49.95	↑ 9.59%

Table 1 – Average Scores of the 7 CSR core subjects in 2016 and 2017
for HKQAA CSR Index Plus and HKQAA SRR

Sector-Level Performance in 2017

HKQAA CSR Advocate Index

As shown in the Chart 7, Government Department was the best performing sector in 2017 followed by Consumer Goods and Properties and Construction sectors. The participating public organizations undertake many innovative initiatives on capacity building of their employees, environment protection, promotion of green and energy efficient technologies, and uplifting the under-privileged groups of the society, etc. Their crucial roles in promoting CSR were realized in the mature management systems created for various CSR practices.

The overall performance of participants in Industrials and Consumer Services sectors has reached maturity level in spite of the relatively lower scores obtained.

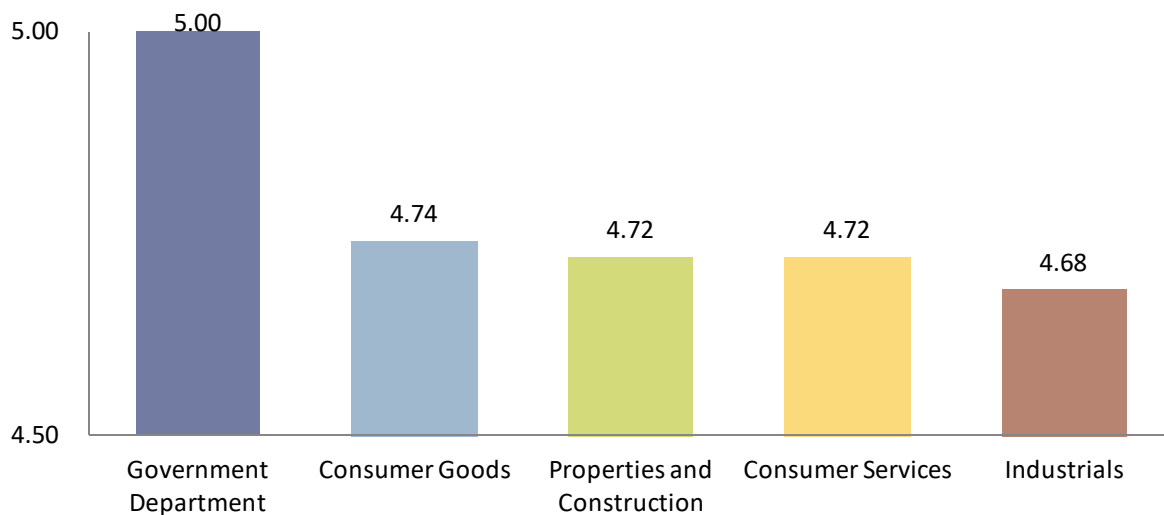


Chart 7 – Average Scores by Sectors 2017 for HKQAA CSR Advocate Index

HKQAA CSR Index Plus and HKQAA SRR

Chart 8 below gives the overview of the maximum, minimum and average scores by industrial sectors for HKQAA CSR Index Plus and HKQAA SRR 2017. Looking at the average scores of all industries, Conglomerates, Telecommunications and Properties & Construction sectors demonstrated the strongest sustainability performance.

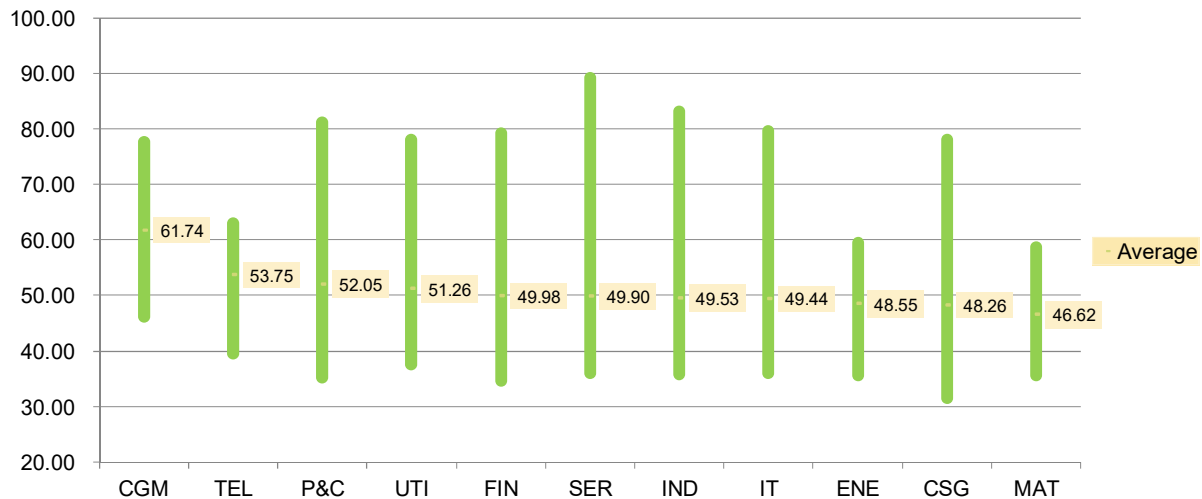


Chart 8 – Maximum, Minimum and Average Scores by Sectors 2017

Chart 9 below shows the average overall scores by sector in Hong Kong and China markets. When comparing to their performance, we observed that the Hong Kong companies outperformed the China ones in all sectors. The gaps are especially large in Conglomerates. The Telecommunications industry in China performed the best among the industries.

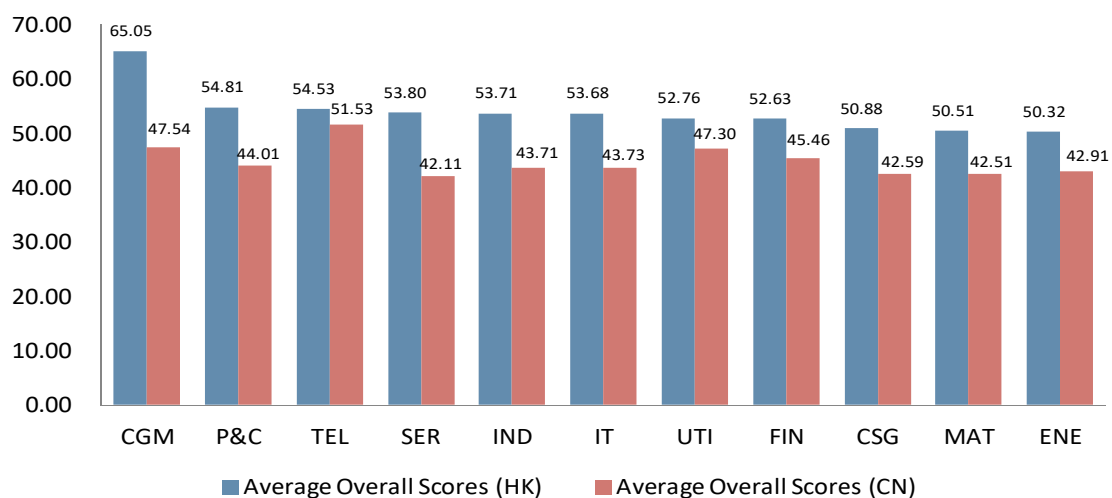


Chart 9 – Average Overall Scores by Sectors and Markets 2017

Subject Performance in 2017

HKQAA CSR Advocate Index

Regarding the general subject performance of CSR Advocate Index participants as shown in Chart 3, Labour Practices scored the highest across industries. Subject performance of various sectors are provided in Chart 8 below and shows minimal deviation between sectors. In our verification process in 2017, the following CSR initiatives continued to drive the improving CSR performance. In general, the average scores for all sectors increased compared to year 2016.

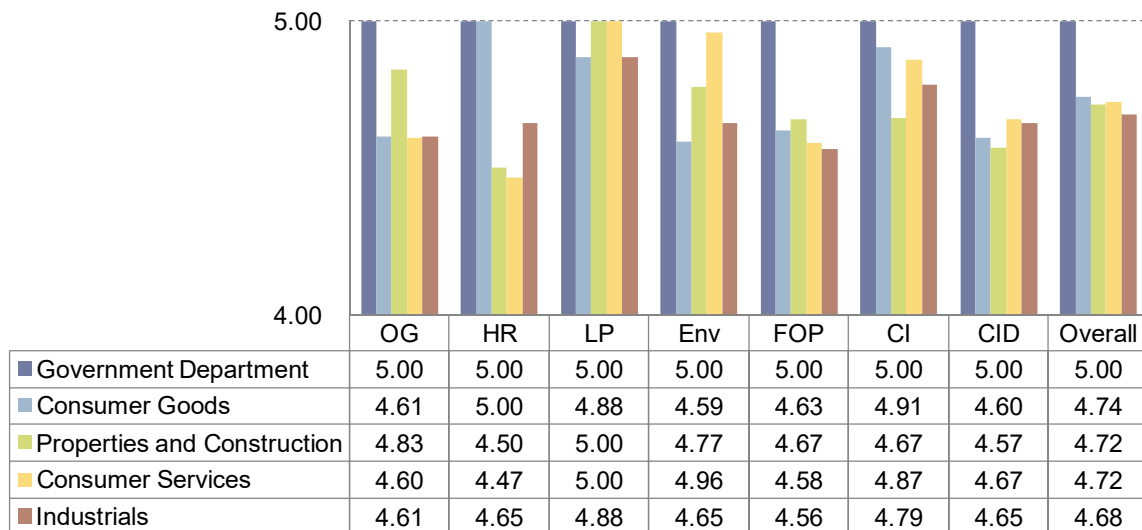


Chart 10 – Subject Scores of Various Sectors 2017 for HKQAA CSR Advocate Index

1. Top management commitment

The senior management of the participating organizations have demonstrated the pioneering efforts to integrate CSR into organization’s operational culture and further improve their CSR performance. The management teams plan, monitor, review and improve the on-going CSR activities in response to the stakeholders’ needs and expectations in the rapidly changing environment. The change in the global socio-economic environment and focus on purpose-driven business models has raised the bar for CSR leaders. The leaders align social impact with their company’s business strategy, talent pipeline, macro environment and lead strategic change initiatives.

2. Stakeholder engagement

With the aim to include social issues and build long-term relationship with all stakeholders,

stakeholder engagement is seen to be a critical process in successful CSR integration. Employees, customers, suppliers and community are often the key internal and external stakeholders of an organization to gain diverse perspectives for management's decision making and operational review.

3. Embedding CSR into people management and development

Participating organizations incorporated CSR into their code of conduct, employee recruitment policy and training. Staff development of participating organisations now focuses on ethics training, e.g. anti-corruption, green procurement as well as the ways that advance the quality of work life, product quality and the community well-being where organizations operate. This helps manage risks and reduce the likelihood of crisis related to employment, supply chain management and consumption.

4. Strategic community investment

Mobilizing not only money, but also the company's people, products and premises, participating organizations support and strengthen local communities and non-profit partners in a manner that is aligned with the company's core areas of competence and interest. More and more efforts are paid in building long-term cross-sectoral relationships with NGOs and community on the basis of trust, shared values, and collaborative improvement.

5. Accelerating the transition to the circular economy

With a growing population and ever-rising demand for resources, it's becoming necessary to find ways to eliminate waste and reuse valuable materials endlessly. Companies are starting to manufacture products or services at making sustainable choices regardless the people's income or territory to support long term growth.

HKQAA CSR Index Plus and HKQAA SAR

In view of the sustainability performance variation between and within good industries, good practices observed from the top performers are consolidated under each subject.

1. Organizational Governance (OG)

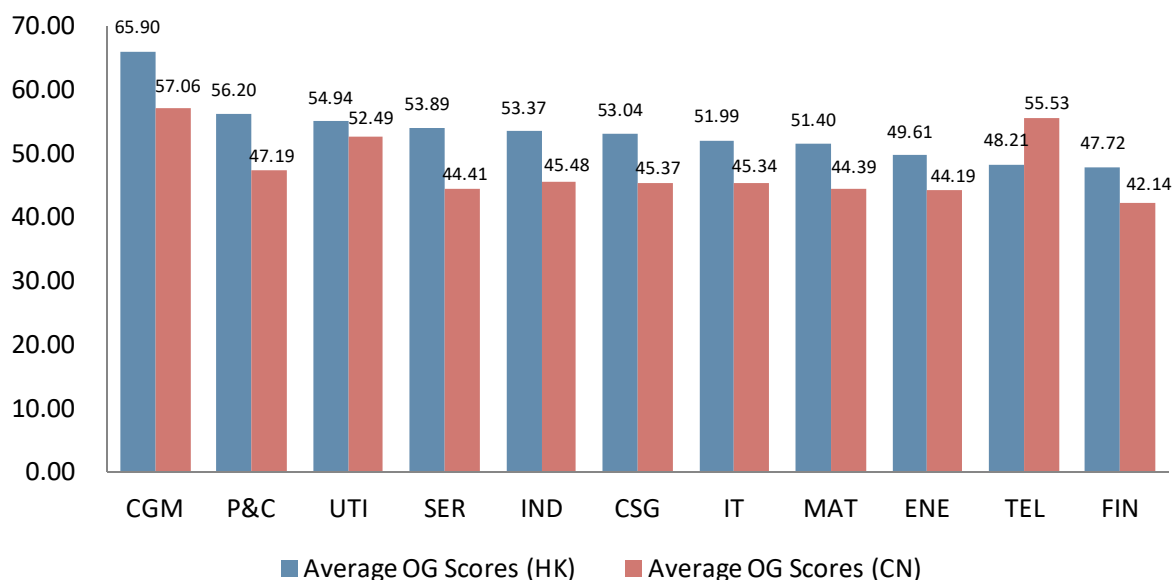


Chart 11 – Average Scores of Organizational Governance by Sectors and Markets for HKQAA CSR Index Plus and HKQAA SRR

Good Practices Observed

Companies conduct regular stakeholder engagement exercises that fit with their core values and strategic direction. A wide range of major stakeholder groups were identified, ranging from employees, customers, governments, contractors and suppliers, local communities, shareholders, NGOs, media, academic and industry experts and the general public. To meet stakeholders' expectations, different engagement channels and tools were used such as public forums, media briefing, customer messages, surveys to stakeholders etc. In the process of engagement, they focus on the active involvement of stakeholders, learning from their feedback and responding to their concerns to develop trust through long-term relationships. Companies also establish sustainability risk and crisis management mechanism to deal with disruptive and unexpected events that threatens to harm the organization.

Developing sustainability management and reporting frameworks with short- to long-term objectives, specific and measurable targets, action plans and dedicated personnel. The progresses against each impact area are reported to the senior management regularly.

2. Human Rights (HR)

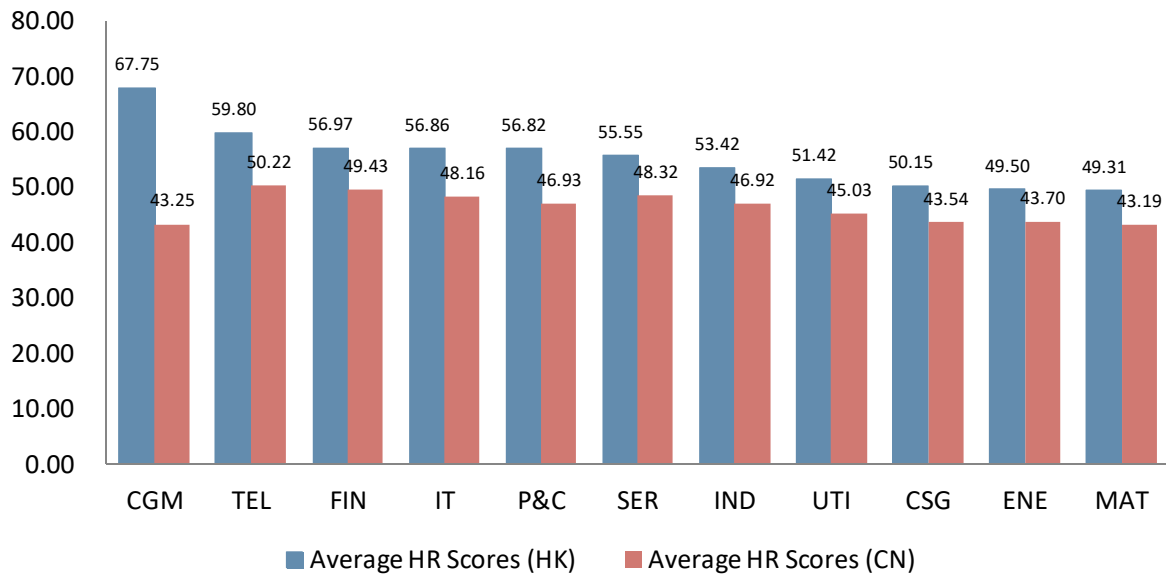


Chart 12 – Average Scores of Human Rights by Sectors and Markets
for HKQAA CSR Index Plus and HKQAA SRR

Good Practices Observed

Signing up to global initiatives and principles, e.g. ILO Conventions and Declarations and the UN Global Compact, SA8000, companies demonstrated their commitments to tackling with the human right issues. Human rights considerations were seen directly applied to their employees and indirectly through their suppliers and customers. Diverse and inclusive cultures were driven within the companies through targeted education and encouraging the career development of diversity, for example, sexual orientation, ethnicity and disability. There is an increasing trend for companies to establish program to communicate with their employees including resolve grievances.

3. Labour Practices (LP)

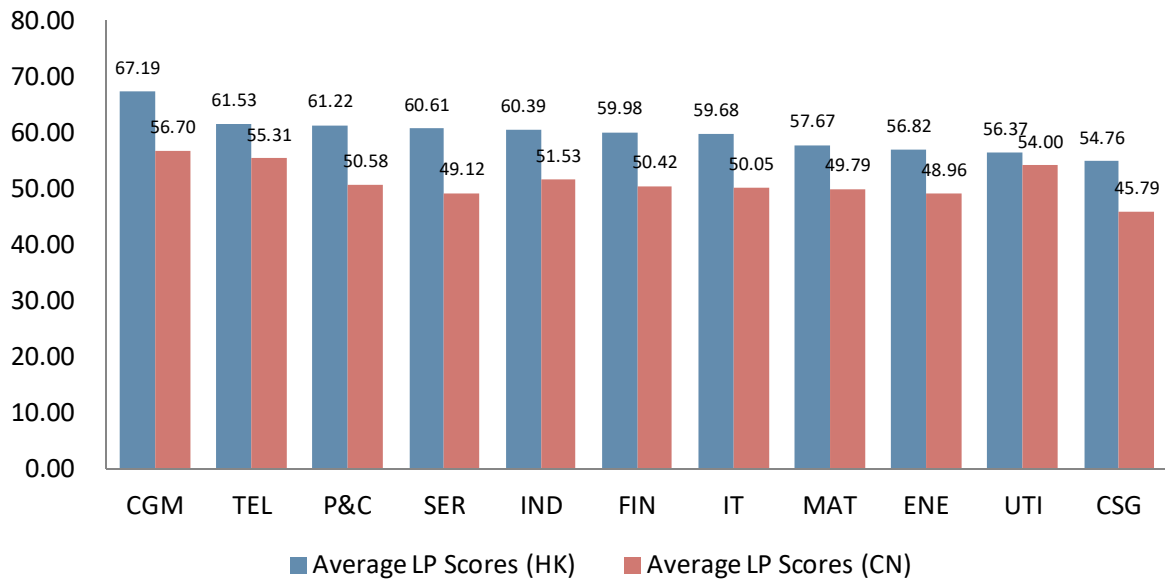


Chart 13 – Average Scores of Labour Practices by Sectors and Markets for HKQAA CSR Index Plus and HKQAA SRR

Good Practices Observed

Companies conduct regular employee satisfaction surveys understand employees' needs based on survey results. Training system was established on a need-basis targeting staff at various levels. Just like any past years, more and more companies have gone beyond the strict minimum requirement of the Law to sustain just and favourable work conditions, including recruitment, remuneration and compensation, human development, standards of living, health and safety and secure employment. A number of them follow the safety management principles, e.g.: OHSAS18001, to comply with safety regulations, improve safety facilities, raise safety awareness, improve occupational environment, and reduce occupational risks. They promote appropriate labour practices not only in their companies, but also downstream in their supply chain. Apart from carrying out programs or plans, companies did evaluate the effectiveness of these mechanisms to ensure it fits the organizational needs.

4. The Environment (Env)

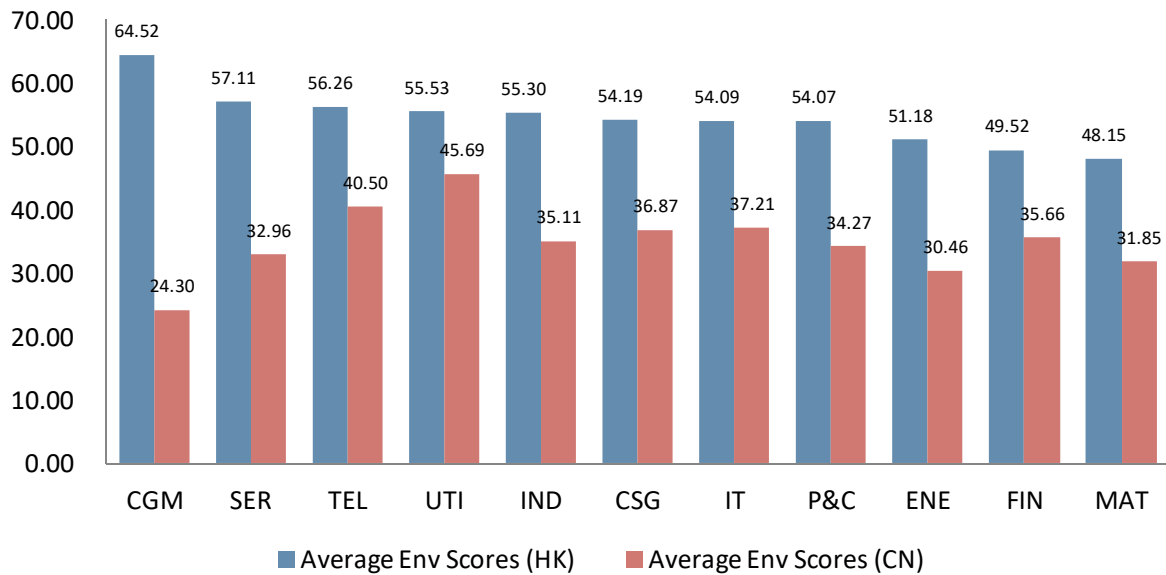


Chart 14 – Average Scores of The Environment by Sectors and Markets
for HKQAA CSR Index Plus and HKQAA SRR

Good Practices Observed

More and more companies communicate and publish the progress of environmental management programmes, e.g.: ISO14001, to the public. The feedback from the reporting will drive further improvement. Majority of the companies implement measures to prevent pollution and minimize waste. Companies also realised that they need to promote the sustainable use of resources to meet the society's expectation. Environmental sustainability challenges, e.g. accelerating growth in global greenhouse gas emissions and biodiversity loss, were approached through partnership between companies and various NGOs from different angles. The potential effects of production and consumption are being assessed and reviewed by the management.

5. Fair Operating Practices (FOP)

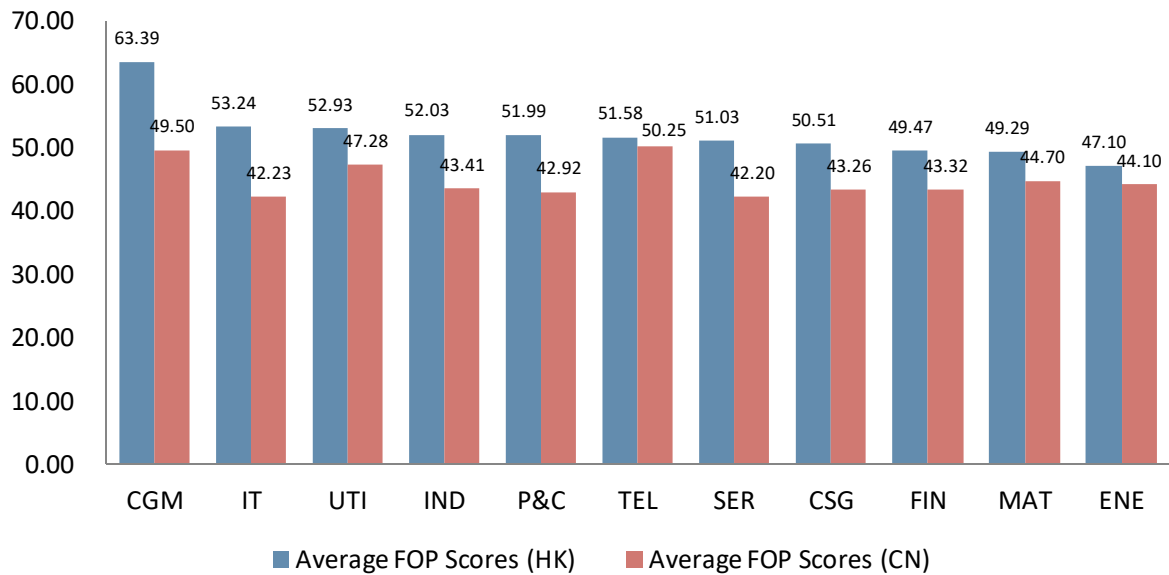


Chart 15 – Average Scores of Fair Operating Practices by Sectors and Markets for HKQAA CSR Index Plus and HKQAA SRR

Good Practices Observed

Policies relating to Personal Data (Privacy) Ordinance, prevention of bribery and corruption, competition and whistle blowing were in place in majority of the companies for their employees and business partners in order to prevent business mis-conduct. Internal audits are conducted on a regular basis. The audit results are discussed and reviewed at the management meetings and reported to the Board. A number of improvement processes were raised and adopted in the exercises. Moreover, companies also promote social responsibility in the value chain including suppliers, logistics partners, etc so that more companies are aware of corporate social responsibility.

6. Consumer Issues (CI)

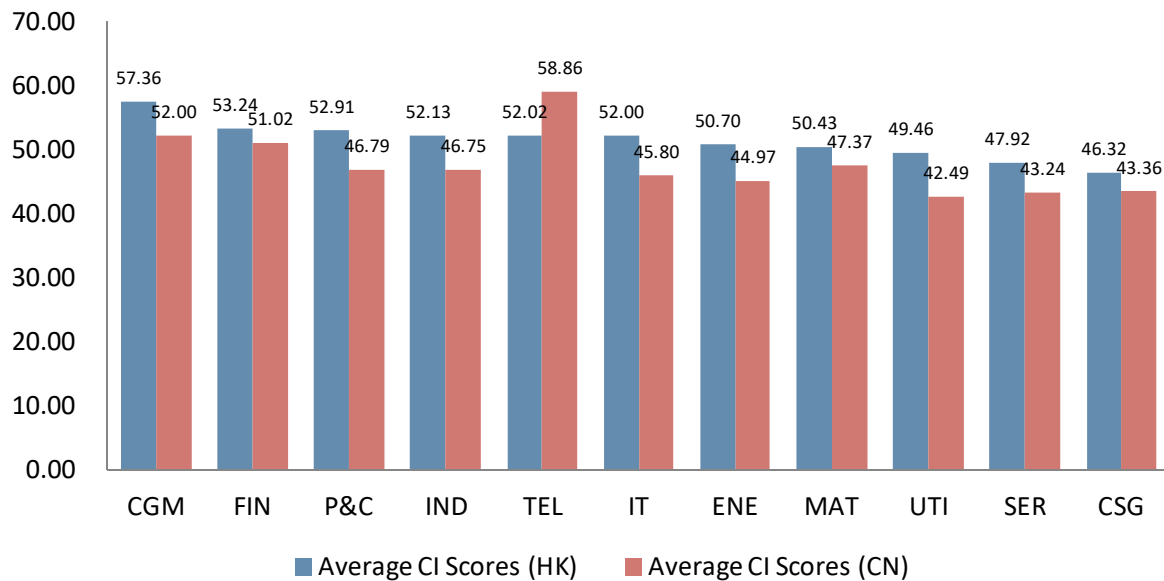


Chart 16 – Average Scores of Consumer Issues by Sectors and Markets for HKQAA CSR Index Plus and HKQAA SRR

Good Practices Observed

With a view to evaluate and continuously improve the service quality, after-service surveys and mystery shopper visits by independent bodies are conducted. Well-performing companies publicize pledged Customer Services Standards annually together with its results. Track records were maintained for many years to monitor their service performance. Benchmarking on new customer service initiatives and service standards with industry leaders is arranged regularly for continuous service improvement.

7. Community Involvement and Development (CID)

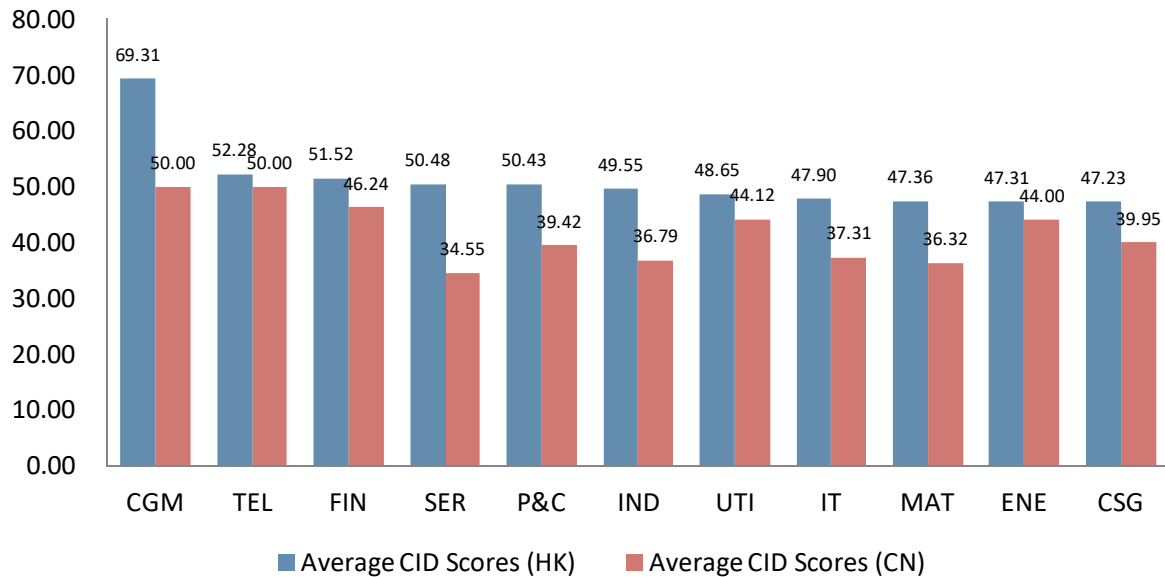


Chart 17 – Average Scores of Community Involvement and Development by Sectors and Markets for HKQAA CSR Index Plus and HKQAA SRR

Good Practices Observed

Community Involvement and Development was the second worst area among 7 core subjects. Top performers went beyond making donations and identified stakeholders' needs with medium- to long-term objectives. Aiming to make a positive and lasting difference to the communities, companies established community involvement policy to govern their participation in and supporting to the community activities which are aligned with community needs.

Conclusion and Way Forward – Investing CSR, Enhancing shareholder’s value

Corporations are aligning with global agreement such as the Paris Agreement and the United Nations Sustainable Development Goals which signals commitments to address the global challenges. Leaders believed that investing in CSR will enhance the shareholders’ value. Stakeholders have different expectations on sustainability. Consumers are demanding corporate responsibility and are willing to pay more for ethical products and services which minimizes the impact in the environment. Employees are expecting a better working place and will better perform in a company with positive engagement in sustainability and positive missions. Strategic partnerships developed through the creation of social capital network help to build trust, networks and norms that facilitate co-operations. Sustainability projects can attract investors which allow corporations to increase access to capital. By addressing these, stakeholders’ expectation can provide synergy and ultimately enhancing the shareholders’ value.



Appendix A: HKQAA Sustainability Rating and Research Annual Review 2017

TABLE OF CONTENTS	PAGE
FOREWORD – CONTINUING THE QUALITATIVE ANALYSIS OF COMPANIES’ SUSTAINABILITY MANAGEMENT	34
EXECUTIVE SUMMARY	34
ASSESSMENT PROCESS AND METHODOLOGY.....	35
ASSESSMENT 2017 – UNIVERSE STATISTICS.....	36
Number of Universe Companies	36
Research Findings in 2017	37
Sector-level Performance	40
Subject Performance.....	41
WAY FORWARD: THE FUTURE OF GREEN FINANCE	43



Foreword – Continuing the Qualitative Analysis of Companies’ Sustainability Management

Over the past decade, HKQAA has pioneered the promotion of sustainability, corporate social responsibility (CSR), and environment management, so as to further facilitate the sustainable development of Hong Kong’s economy, environment and society. The fourth annual HKQAA Sustainability Rating and Research once again assessed the quality of companies’ sustainability management using the scoring methodology based on ISO 26000 and GRI G4.

Executive Summary – HKQAA Sustainability Rating and Research

- HKQAA has reviewed the sustainability performance of 473 and 227 eligible listed companies in Hong Kong (HK) and mainland China (CN) respectively and measured the extent to which these companies respond to the stakeholders’ expectations and other sustainability challenges they face. The assessment data were provided to Hang Seng Indexes Company for its annual review of the Hang Seng Corporate Sustainability Index Series.
- The sustainability performance of HK companies was generally stronger than that of CN companies. The highest score among HK companies was AA (18 companies) on a scale of AAA (highest) to D (lowest), while the highest score among CN companies was A+ (1 company). In summary, 438 out of 473 HK companies (93%) achieved a rating of BBB- (Moderate/ Satisfactory) or above, and 189 out of 227 mainland China companies (83%) achieved the same level.
- The number of companies which received a moderate rating of BB or below also decreased from 29% to 8% as compared to 2016. More and more companies are willing to go beyond the legal requirements when addressing sustainability issues.
- Looking at the average score of all industry sectors, Conglomerates, Telecommunications and Properties & Construction display the strongest sustainability performance, while the Materials sector lag behind all other industries.
- Similar to the previous years, the strong performance in Corporate Governance, Human Rights and Labour Practices was resulted from the consolidated sets of compliance controls adopted corresponding to stakeholders’ expectations and the standing regulations governing listed companies.



Assessment Process and Methodology³

As demonstrated in Diagram 1 below, at the beginning of each year Hang Seng Indexes Co. Ltd (Hang Seng Indexes) notifies HKQAA of the eligible listed companies for carrying out the annual research and rating exercise. HKQAA's Assessment Team (AT) then conducts preliminary web-based research and sends out the pre-filled questionnaires to individual companies for review, comments and/or confirmation. The Annual Sustainability Rating Report containing the final ratings as reviewed by the HKQAA Scoring and Rating Committee is submitted every year to Hang Seng Indexes to consider the selection of constituent companies for the "Hang Seng Corporate Sustainability Index Series".

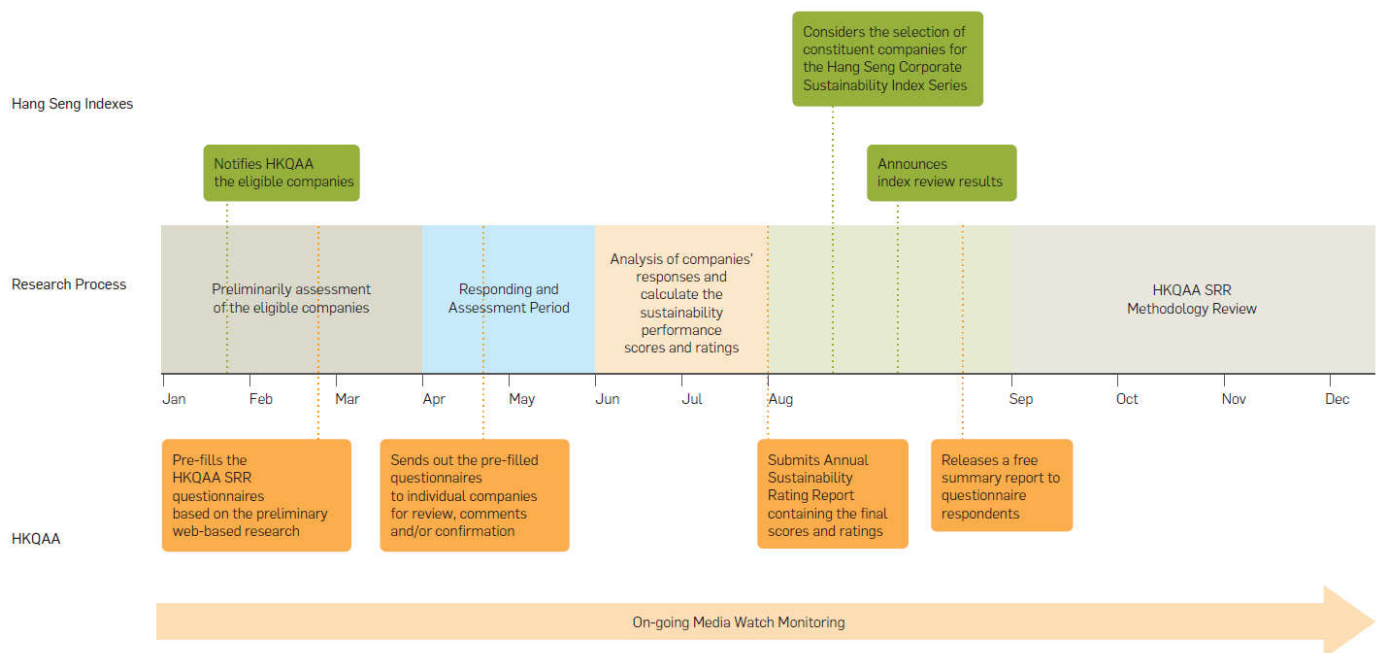


Diagram 1 – Timeline of the HKQAA Sustainability Rating and Research

The assessment model designed by HKQAA is consolidated into the practices under seven core subjects, i.e. *Corporate Governance, Human Rights, Labour Practices, The Environment, Fair Operating Practices, Consumer Issues, and Community Involvement and Development* dimensions. A company's level of maturity in managing the respective practices under these subjects is measured against a Plan-Do-Check-Act management approach. Accountability principles apply to reflect the company's inclusivity, materiality and responsiveness in achieving sustainability, as well as their governing accountability and completeness demonstrated in the reported data. Country and Industry risks in consideration of the operating location(s) and industry operation of a company are also assessed to give a more comprehensive rating on the sustainability performance. The final scores and ratings are compiled in association with the Media Watch (MW) on-going monitoring.

³ Further information on HKQAA Sustainability Performance Assessment Methodology and Process are available on our dedicated platform: <https://srr.hkqaa.org/index.php?s=/Index/methodology.html>



Assessment 2017 – Universe Statistics

Number of Universe Companies

In 2017, HKQAA reviewed the sustainability performance of 700 eligible listed companies⁴ for inclusion in the Hang Seng Corporate Sustainability Index series – 473 Hong Kong listed (HK) companies (including dual-listed companies) and 227 China A-Share listed (CN) companies. The majority of stocks are derived from the Consumer Goods (155 companies), Properties & Construction (119 companies) and Financials (90 companies) sectors⁵. The research process on the shortlisted companies was undertaken by HKQAA from 2014.

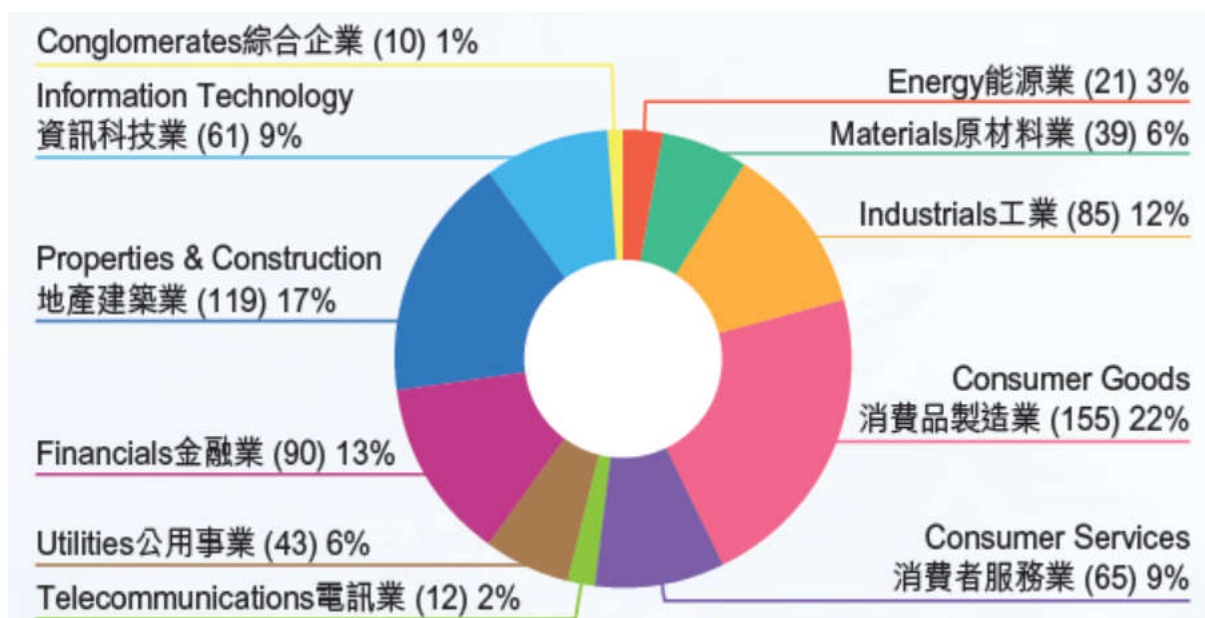


Chart 1 – Universe by Industry 2017

⁴ Information on Hang Seng Indexes Company’s liquidity criteria for the Index series is available on the Hang Seng Indexes Company website: <http://www.hsi.com.hk/CorporateSustainability>.

⁵ For details of the Hang Seng Industry Classification System (“HSICS”), please refer to <http://www.hsi.com.hk/HSI-Net/HSI-Net>.



The Research Project and Company Engagement

HKQAA's AT examined 620 sustainability/ CSR reports (including stand-alone and integrated reports) and made reference to over 664 company public domain websites as well as local and international media reports, to assess their sustainability performance as a whole. We also reviewed annual reports of all assessed companies to understand their regulatory compliance and financial performance including revenues and segmental data. All companies were provided with an opportunity to offer feedback and supporting documents to HKQAA in the form of a questionnaire to supplement the publicly available information. This year the total number of responding companies has increased by over 8% compared to 2016. They offered very useful insights into the current management approaches to the sustainability opportunities and risks within businesses.

Research Findings in 2017

Overall Performance by Market

According to the assessment results, Sustainability Ratings ranging from AAA (reliable) to D (at risk) as below are assigned to each eligible company. A plus (+) or minus (-) sign may be assigned to show relative standing within the rating categories.

Ratings	Descriptions
AAA	Reliable
AA	Stable
A	Satisfactory
BBB	Moderate
BB	
B	Unstable
CCC	Vulnerable
CC	At Risk
C	
D	

With the overall sustainability performance achieving a moderate level (BBB-), Hong Kong companies were revealed with slightly stronger performance than China companies. Among



the 700 assessed companies, around 90% of them (627 companies) as shown in Chart 2 below received a moderate/satisfactory rating of BBB- or above.

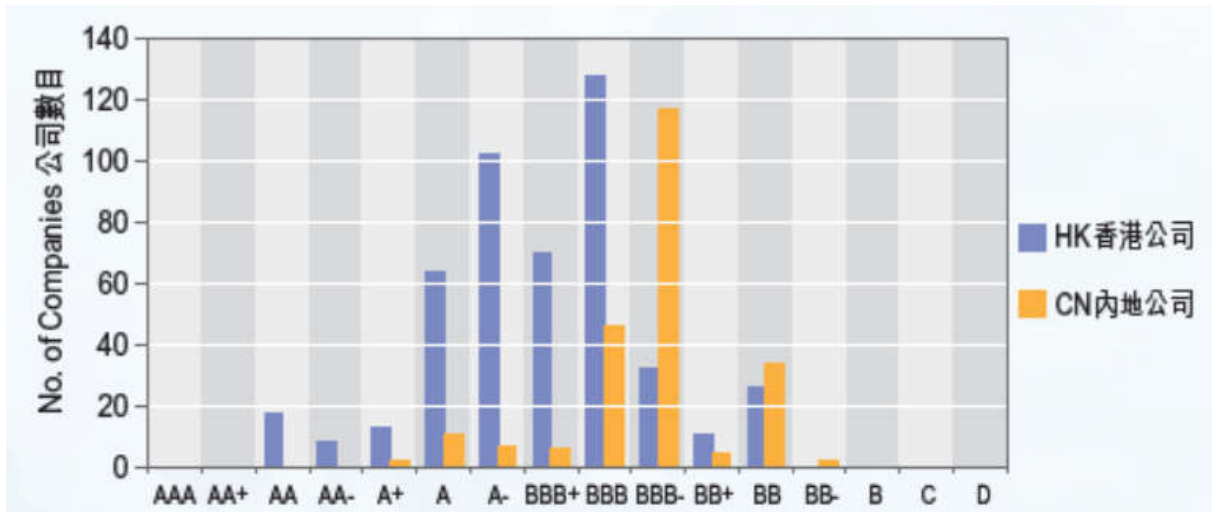


Chart 2 – Overall Performance by Market

The highest score among HK companies was AA (18 companies) on a scale of AAA (highest) to D (lowest), while the highest score among CN companies was A+ (1 company). 438 HK companies (93%) and 189 CN companies (83%) achieved a moderate/ satisfactory rating of BBB- or above, whereas, in 2016, only 59% of HK companies and 62% of CN companies achieved the same level. The number of companies which received a moderate rating of BB or below also decreased from 29% to 8% as compared to last year.

In this year’s assessment, the sustainability performances of the assessed companies have shown improvement. Companies are becoming more enthusiastic in enhancing the reliability and comparability of their disclosures. As Hong Kong Exchanges and Clearing Limited (HKEx) announced the policy of strengthening of the Environmental, Social and Governance Reporting Guide (the ESG Guide) in its Listing Rules to upgrade the disclosure obligation of the ESG Guide, almost 90% of the assessed companies have issued their ESG Guide in either annual report or stand-alone ESG reports. A majority of Hong Kong listed companies went beyond satisfying the minimum ESG disclosure requirement. We anticipate further improvement of the materiality of the reported data in future.



	No. of HK Companies			No. of CN Companies		
	2016	2017	Variance	2016	2017	Variance
AA+	-	-	-	-	-	-
AA	21	18	↓	-	-	-
AA-	4	10	↑	-	-	-
A+	15	14	↓	1	1	-
A	39	63	↑	11	11	-
A-	33	101	↑	7	7	-
BBB+	22	72	↑	12	6	↓
BBB	74	127	↑	54	45	↓
BBB-	66	33	↓	61	119	↑
BB+	66	10	↓	8	4	↓
BB	115	25	↓	77	33	↓
BB-	9	0	↓	4	1	↓
B	-	-	-	-	-	-
C	-	-	-	-	-	-
Total	464	473	-	235	227	-

Table 1 - Rating Distribution in 2016 and 2017



Sector-level Performance

By analyzing the average scores of all industry sectors, Conglomerates, Telecommunications and Properties & Construction continued to display the strongest sustainability performance, while the Materials sectors obtained the poorest results. The maximum and minimum range of scores and ratings in Consumer Goods is the highest among all sectors.

Industry	CGM	TEL	P&C	UTI	FIN	IT	IND	ENE	CG	CS	MAT
Maximum	77.6	63.0	78.8	74.4	79.3	79.7	75.8	59.5	78.0	75.9	58.8
(Rating)	(AA)	(A)	(AA)	(AA)	(AA)	(AA)	(AA)	(A)	(AA)	(AA)	(A)
Minimum	46.2	39.6	35.2	37.5	34.6	35.9	35.9	35.6	31.6	35.9	35.6
(Rating)	(BBB)	(BB+)	(BB)	(BB)	(BB)	(BB)	(BB)	(BB)	(BB-)	(BB)	(BB)
Average	60.2	53.8	51.6	50.6	50.0	49.4	49.1	48.6	48.1	48.0	46.6
(Rating)	(A)	(A-)	(BBB+)	(BBB+)	(BBB)	(BBB)	(BBB)	(BBB)	(BBB)	(BBB)	(BBB)

CGM Conglomerates

IT Information Technology

MAT Materials

TEL Telecommunications

IND Industrials

P&C Properties and Construction

ENE Energy

UTI Utilities

CG Consumer Goods

FIN Financials

CS Consumer Services

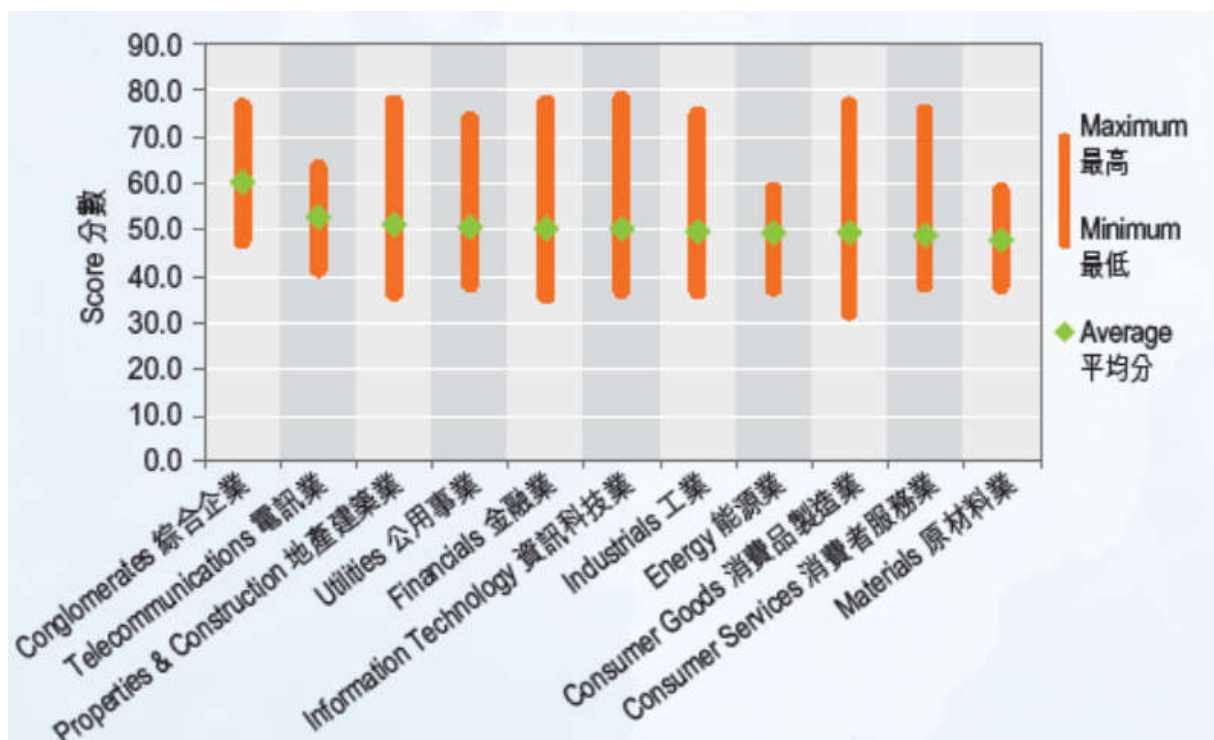


Chart 3 – Average Scores by Sectors 2017



Subject Performance

In the current assessment model of HKQAA SRR, all companies are rated against 7 core subjects, i.e. *Corporate Governance (CG)*, *Human Rights (HR)*, *Labour Practices (LP)*, *The Environment (Env)*, *Fair Operating Practices (FOP)*, *Consumer Issues (CI)*, and *Community Involvement and Development (CID)*.

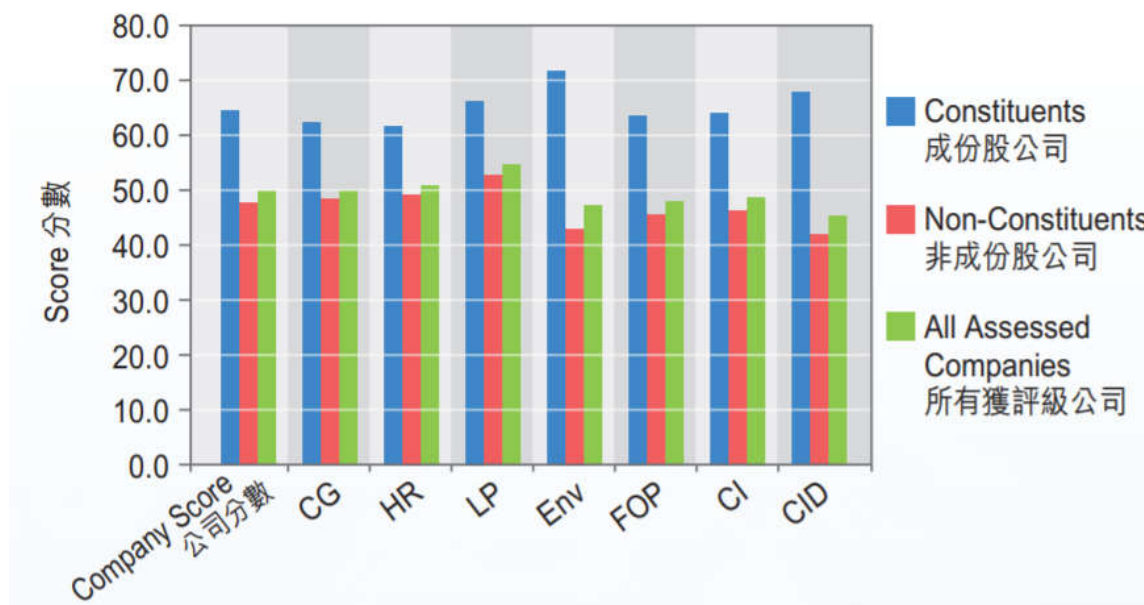


Chart 4 – Subject Performance of Hang Seng Corporate Sustainability Indexes
Constituent versus Non-Constituents

By comparing the performance of Indexes Constituents to that of Non-Constituents, the Constituents outperformed the rest of the universe companies in all subjects as shown in the chart above. Similar to last year, the gaps are especially large in Environment and Community Involvement and Development. Constituents are spending plentiful resources to develop sustainable programs in environmental preservation including recycling and minimizing waste. Community programs allow resources re-allocation to those who are in needed and develop social support networks between various sectors. In the short term, it enhances corporate brand branding and reputation. In the long term, it will lead to a better development of industry and a more caring society.

Due to the urging needs for operational transparency expected by various stakeholders and increasing number of regulations on employment protection, stronger overall performance in Corporate Governance, Human Rights and Labour Practices are resulted from the consolidated sets of compliance controls adopted.



HKQAA further analyzed the subject performance of universe and 4 indexes, namely:

- Hang Seng Corporate Sustainability Index ("HSSUS")
- Hang Seng (China A) Corporate Sustainability Index ("HSCASUS")
- Hang Seng Corporate Sustainability Benchmark Index ("HSSUSB")
- Hang Seng (China A) Corporate Sustainability Benchmark Index ("HSCASUSB")

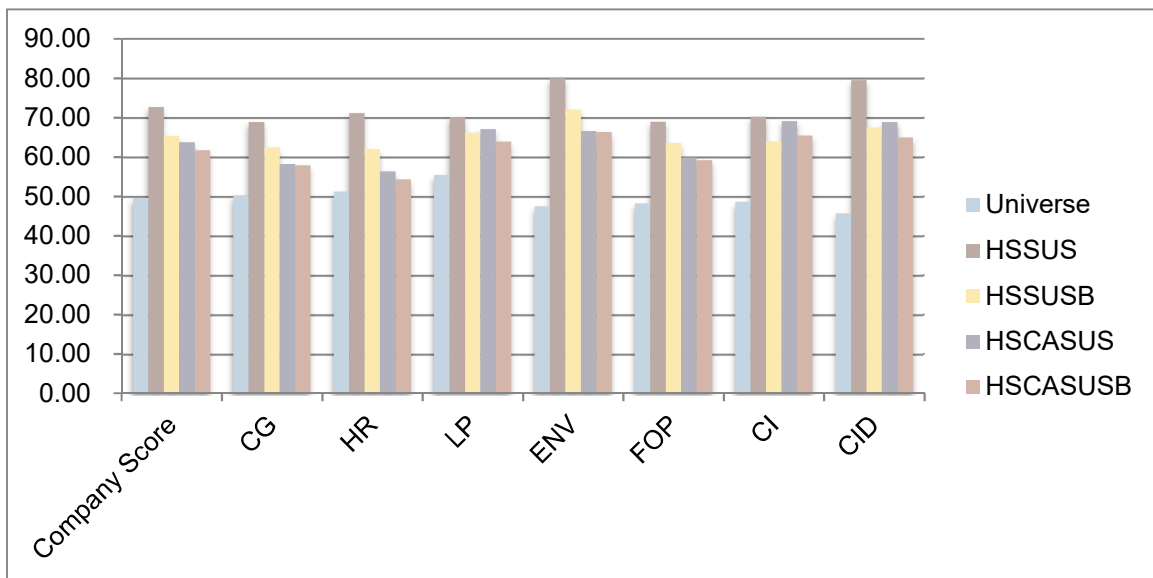


Chart 5 – Subject Performance of Universe and 4 Indexes

As shown in the chart above, similar to the previous year, HSSUS shows the best performance. Majority of the companies set long term sustainability targets and their leaders believe that these targets will enable them to shape a more sustainable future. The performance in HSCASUS keeps improving as more and more China companies realized the importance of sustainability and they are willing to spend more efforts and resources in this area. We foresee the sustainability performance of constituents in the Indexes will keep improving and ultimately contribute to a sustainable society.



Way Forward: The Future of Green Finance

The level of company engagement and the overall sustainability performance of the HK listed companies keep enhancing in 2017. Not only the company is meeting the ESG Reporting Guide which published by Hong Kong Stock Exchange on its listing rules, but also more and more companies are becoming proactively in addressing sustainability challenges and responding to the needs and expectations from their stakeholders. We anticipate that HKQAA's annual research will continue to chart improved performance in future.

In the 2018 policy address, Hong Kong Chief Executive mentioned that Hong Kong being one of the global financial centres should capitalise on the opportunities to promote and enhance the diversified development of our financial market. In order to demonstrate the support for sustainable development and combat climate change, Hong Kong should take lead in developing green finance products as a new engine fostering the economic growth of corporations. To align with this, corporations should not only invest in business operation, but also develop long term strategic direction on sustainable development. In the future, we expect that more listed companies can perform better in sustainable development and build a sustainable society.



Disclaimer

All information contained herein is provided to the respective participating companies for reference only. Hong Kong Quality Assurance Agency takes no responsibility for the contents of any information contained herein, makes no warranty or representation as to its accuracy, completeness or reliability and expressly disclaim any liability whatsoever for any loss howsoever arising from or in reliance upon the whole or any part of the contents of the information contained herein.